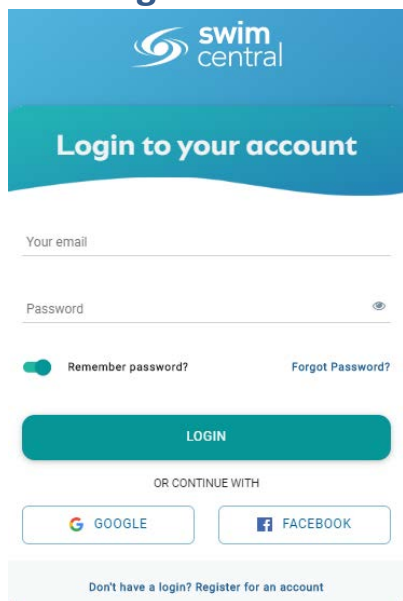


Entering Meets via Swim Central Quick Reference Guide



The image shows the Swim Central login interface. At the top, there is the Swim Central logo and the text "Login to your account". Below this are input fields for "Your email" and "Password". There are checkboxes for "Remember password?" and a link for "Forgot Password?". A large teal "LOGIN" button is prominent. Below the login button, it says "OR CONTINUE WITH" and provides buttons for "GOOGLE" and "FACEBOOK". At the bottom, there is a link: "Don't have a login? Register for an account".

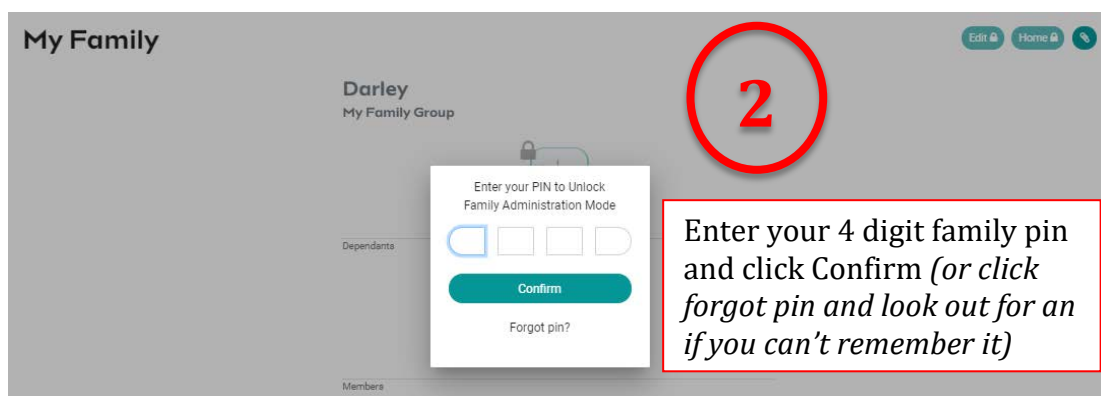
1

This is the new Swim Central Login screen.

Enter your email and password or click forgot password if you need a reminder.

Hints:

- If you toggle "remember password?" on you won't need to enter your password each time.
- If you don't see this screen, please refresh your browser to update your link.



The image shows a "My Family" dashboard for a group named "Darley". A modal window is open in the center, titled "Enter your PIN to Unlock Family Administration Mode". It contains four input boxes for a PIN, a "Confirm" button, and a "Forgot pin?" link. A red circle with the number "2" is placed over the modal.

2

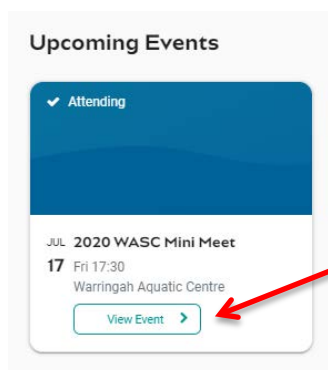
Enter your 4 digit family pin and click Confirm (or click forgot pin and look out for an if you can't remember it)



The image shows a vertical navigation menu on the left side of the Swim Central interface. It includes icons for a shopping cart, a family group, and a swimmer. A red circle with the number "3" is placed over the family group icon, with an arrow pointing to it.

3

On the panel down the left side click the 2nd icon from the top "Family" then click on the swimmer you wish to enter.



The image shows the "Upcoming Events" section of the interface. It features a filter for "Attending" and a list of events. The first event is "2020 WASC Mini Meet" on Friday, July 17th at 17:30 at the Warringah Aquatic Centre. A "View Event" button with a right-pointing arrow is located at the bottom of the event card. A red circle with the number "4" is placed over the button, with an arrow pointing to it.

4

The next window will show you upcoming events. Click on "View event"

Entering Meets via Swim Central Quick Reference Guide

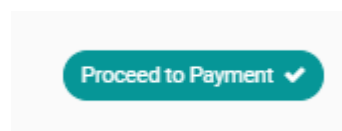


* venue local time

S-R	Race Name	Time	
1-1A	Womens 200M Medley Fnl (11-109yrs) 17-Jul 5:30 PM*	2:44.79 L 2:44.79	\$2.00
1-3	Open 100M Free Fnl (<109yrs) 17-Jul 5:30 PM*	1:04.00 L 1:04.00	\$2.00
1-4A	Womens 200M Back Fnl (11-109yrs) 17-Jul 5:30 PM*	NT	\$2.00
1-5A	Womens 200M Fly Fnl (11-109yrs) 17-Jul 5:30 PM*	NT	\$2.00
1-7	Open 100M Breast Fnl (<109yrs) 17-Jul 5:30 PM*	1:25.92 S 1:25.92	\$2.00
1-8	Open 50M Free Fnl (<109yrs) 17-Jul 5:30 PM*	29.95 L 29.95	\$2.00
1-9	Open 100M Back Fnl (<109yrs) 17-Jul 5:30 PM*	1:20.00 L 1:20.00	\$2.00



Click on the shopping trolley next to each event that you wish to enter to add the relevant events to your shopping cart.



When you have added all events to your trolley click Proceed to Payment and follow the instructions to complete the transaction. If you have completed all the instructions you will receive an invoice/receipt via email confirming your entries.

If you don't receive this email your purchases may be sitting in Payments pending.